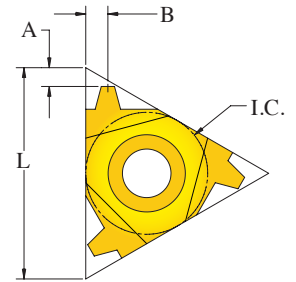
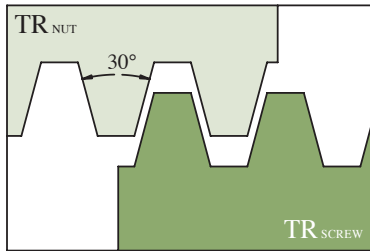


TRAPEZ

EXTERNAL

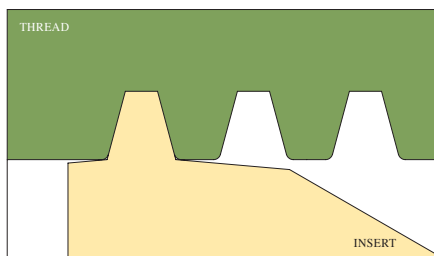
DIN 103:1977

ISO 2901:1993



PITCH MM	CATALOG NUMBER		DIMENSIONS			
	RIGHT HAND	LEFT HAND	L mm	I.C.	A	B
1.5	TR 1.5 ER11	TR 1.5 EL11	11	6.35	0.8	0.8
1.5	TR 1.5 ER16	TR 1.5 EL16	16	9.525	1.0	1.1
2.0	TR 2.0 ER16	TR 2.0 EL16			1.1	1.3
3.0	TR 3.0 ER16	TR 3.0 EL16			1.3	1.5
4.0	TR 4.0 ER22	TR 4.0 EL22	22	12.70	1.7	1.9
5.0	TR 5.0 ER22	TR 5.0 EL22			2.1	2.4
6.0	TR 6.0 ER27	TR 6.0 EL27	27	15.875	2.3	2.6
7.0	TR 7.0 ER27	TR 7.0 EL27			2.1	2.5

SEMI FULL PROFILE

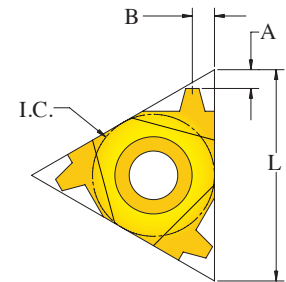
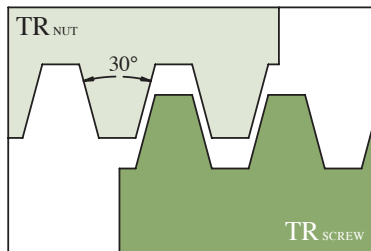


Semi full profile inserts style completes the thread form and breaks the corners of outside thread diameter, used for Trapezoidal threading inserts.

TRAPEZ INTERNAL

DIN 103:1977

ISO 2901:1993



PITCH MM	CATALOG NUMBER		DIMENSIONS			
	RIGHT HAND	LEFT HAND	L mm	I.C.	A	B
1.5	TR 1.5 IR11	TR 1.5 IL11	11	6.35	0.8	0.8
1.5	TR 1.5 IR16	TR 1.5 IL16	16	9.525	1.0	1.1
2.0	TR 2.0 IR16	TR 2.0 IL16			1.1	1.3
3.0	TR 3.0 IR16	TR 3.0 IL16			1.3	1.5
4.0	TR4.0 IR16	TR4.0 IL16			1.4	1.6
4.0	TR 4.0 IR22	TR 4.0 IL22	22	12.70	1.7	1.9
5.0	TR 5.0 IR22	TR 5.0 IL22			2.1	2.4
6.0	TR 6.0 IR22	TR 6.0 IL22	27	15.875	2.1	2.5
6.0	TR 6.0 IR27	TR 6.0 IL27			2.2	2.6
7.0	TR 7.0 IR27	TR 7.0 IL27			2.1	2.5