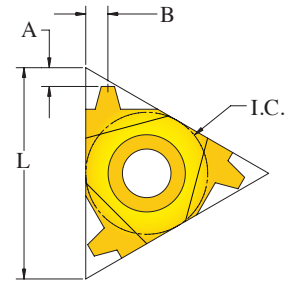
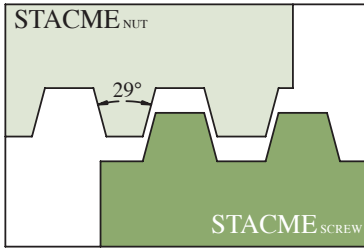


STUB ACME EXTERNAL

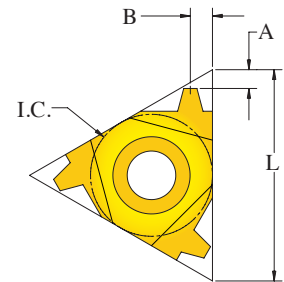
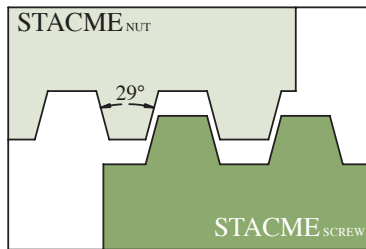
ASME/ANSI B 1.8-1988



PITCH TPI	CATALOG NUMBER		DIMENSIONS			
	RIGHT HAND	LEFT HAND	L mm	I.C.	A	B
16	STACME 16 ER11	STACME 16 EL11	11	6.35	1.0	1.1
16	STACME 16 ER16	STACME 16 EL16	16	9.525	1.0	1.1
14	STACME 14 ER16	STACME 14 EL16			1.0	1.2
12	STACME 12 ER16	STACME 12 EL16			1.1	1.2
10	STACME 10 ER16	STACME 10 EL16			1.2	1.4
8	STACME 8 ER16	STACME 8 EL16			1.4	1.5
6	STACME 6 ER16	STACME 6 EL16			1.7	1.8
6	STACME 6 ER22	STACME 6 EL22	22	12.70	1.8	2.1
5	STACME 5 ER22	STACME 5 EL22			2.1	2.3
4	STACME 4 ER22	STACME 4 EL22			2.3	2.3
4	STACME 4ER27	STACME 4 EL27	27	15.875	2.4	2.5
3	STACME 3 ER27	STACME 3 EL27			2.7	2.8

STUB ACME INTERNAL

ASME/ANSI B 1.8-1988



PITCH TPI	CATALOG NUMBER		DIMENSIONS			
	RIGHT HAND	LEFT HAND	L mm	I.C.	A	B
16	STACME 16 IR11	STACME 16 IL11	11	6.35	1.0	1.1
16	STACME 16 IR16	STACME 16 IL16	16	9.525	1.0	1.1
14	STACME 14 IR16	STACME 14 IL16			1.0	1.2
12	STACME 12 IR16	STACME 12 IL16			1.1	1.2
10	STACME 10 IR16	STACME 10 IL16			1.2	1.4
8	STACME 8 IR16	STACME 8 IL16			1.4	1.5
6	STACME 6 IR16	STACME 6 IL16			1.7	1.8
6	STACME 6 IR22	STACME 6 IL22	22	12.70	1.8	2.1
5	STACME 5 IR22	STACME 5 IL22			2.1	2.3
4	STACME 4 IR22	STACME 4 IL22	27	15.875	2.3	2.3
4	STACME 4 IR27	STACME 4 IL27			2.4	2.5
3	STACME 3 IR27	STACME 3 IL27			2.7	2.8