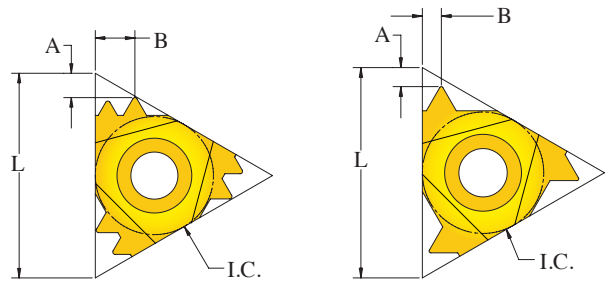
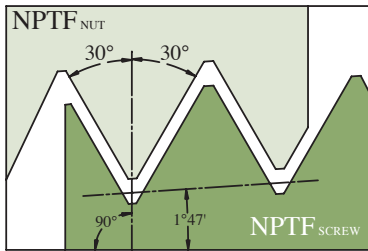


NPTF EXTERNAL

ANSI B 1.20.3-1976



MULTITOOTH

STANDARD

STANDARD

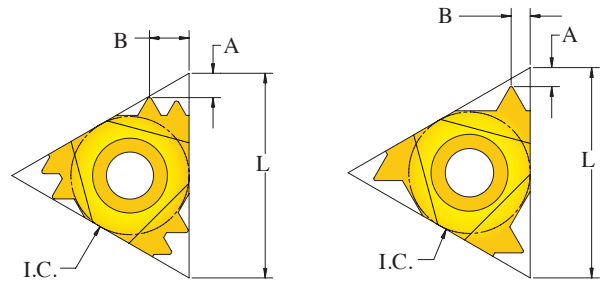
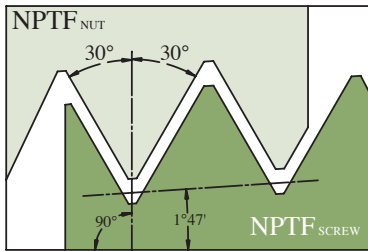
PITCH TPI	CATALOG NUMBER		DIMENSIONS			
	RIGHT HAND	LEFT HAND	L mm	I.C.	A	B
27	NPTF 27 ER11	NPTF 27 EL11	11	6.35	0.7	0.8
18	NPTF 18 ER11	NPTF 18 EL11			0.8	1.0
14	NPTF 14 ER11	NPTF 14 EL11			0.8	1.0
27	NPTF 27 ER16	NPTF 27 EL16	16	9.525	0.7	0.8
18	NPTF 18 ER16	NPTF 18 EL16			0.8	1.0
14	NPTF 14 ER16	NPTF 14 EL16			0.9	1.2
11.5	NPTF 11.5 ER16	NPTF 11.5 EL16			1.1	1.5
8	NPTF 8 ER16	NPTF 8 EL16			1.3	1.8

MULTITOOTH

PITCH TPI	TEETH	CATALOG NUMBER RIGHT HAND	ANVIL	DIMENSIONS			
				L mm	I.C.	A	B
11.5	2	NPTF11.5 2M ER22	ES22M	22	12.70	2.4	3.4

NPTF INTERNAL

ANSI B 1.20.3-1976



MULTITOOTH

STANDARD

STANDARD

PITCH TPI	CATALOG NUMBER		DIMENSIONS			
	RIGHT HAND	LEFT HAND	L mm	I.C.	A	B
27	NPTF 27 IR06	NPTF 27 IL06	06	4.00	0.7	0.5
27	NPTF 27 IR08	NPTF 27 IL08	08	5.00	0.7	0.6
18	NPTF 18 IR08	NPTF 18 IL08			0.7	0.7
27	NPTF 27 IR11	NPTF 27 IL11	11	6.35	0.7	0.8
18	NPTF 18 IR11	NPTF 18 IL11			0.8	1.0
14	NPTF 14 IR11	NPTF 14 IL11			0.8	1.0
27	NPTF 27 IR16	NPTF 27 IL16	16	9.525	0.7	0.8
18	NPTF 18 IR16	NPTF 18 IL16			0.8	1.0
14	NPTF 14 IR16	NPTF 14 IL16			0.9	1.2
11.5	NPTF 11.5 IR16	NPTF 11.5 IL16			1.1	1.5
8	NPTF 8 IR16	NPTF 8 IL16			1.3	1.8

MULTITOOTH

PITCH TPI	TEETH	CATALOG NUMBER RIGHT HAND	ANVIL	DIMENSIONS			
				L mm	I.C.	A	B
11.5	2	NPTF11.5 2M IR22	IS22M	22	12.70	2.4	3.4